

Data sheet

Electrical characteristics

- Power current up to 700mA.
- Voltage range: from 21 V to 190 V.
- Electrical class: I & II.
- Varistor (protection against surges).
- Optional surge protector or over/under voltage protection systems.
- Standard electrical shock resistance: 6/10 kV (diff/comm).

LED characteristics

- Type: CMS.
- Luminous flux maintenance: L90 B10 100 000 hrs.
- 3000K/4000K/5700K/2700K: CRI >70 - 2200K: CRI >80 - Amber, no CRI.
- ULR < 1% (ULR: Upward Light Ratio).
- Photobiological hazard: RG1.

Powers and luminous intensities


1700K (Amber) Number of LED	Nominal flux ⁽¹⁾ (lm)	Nominal eff. ⁽¹⁾ (lm/W)	350 mA			500 mA			700 mA		
			P _t (W) ⁽²⁾	Φ (lm) ⁽²⁾	(lm/W) ⁽²⁾	P _t (W) ⁽²⁾	Φ (lm) ⁽²⁾	(lm/W) ⁽²⁾	P _t (W) ⁽²⁾	Φ (lm) ⁽²⁾	(lm/W) ⁽²⁾
16	3120	109	17	1574	93	24	2154	90	35	2883	83
32	6240	113	33	3149	96	47	4308	92	66	5766	88
48	9360	114	49	4723	97	70	6462	93	98	8649	89
64	12480	117	63	6298	100	91	8615	95	129	11532	90

2200K Number of LED	Nominal flux ⁽¹⁾ (lm)	Nominal eff. ⁽¹⁾ (lm/W)	350 mA			500 mA			700 mA			Energy efficiency class
			P _t (W) ⁽²⁾	Φ (lm) ⁽²⁾	(lm/W) ⁽²⁾	P _t (W) ⁽²⁾	Φ (lm) ⁽²⁾	(lm/W) ⁽²⁾	P _t (W) ⁽²⁾	Φ (lm) ⁽²⁾	(lm/W) ⁽²⁾	
8	1960	115	10	972	98	14	1333	96	19	1811	96	E
12	2940	118	15	1458	98	20	2000	100	27	2717	101	E
16	3530	110	19	1774	94	26	2435	94	36	3262	91	E
24	5880	128	27	2917	109	38	4001	106	52	5433	105	E
32	7060	119	35	3548	102	49	4869	100	69	6523	95	E
48	10590	123	51	5322	105	73	7304	101	103	9785	95	E
64	14120	123	68	7096	105	96	9739	102	136	13047	96	E

2700K Number of LED	Nominal flux ⁽¹⁾ (lm)	Nominal eff. ⁽¹⁾ (lm/W)	350 mA			500 mA			700 mA			Energy efficiency class
			P _t (W) ⁽²⁾	Φ (lm) ⁽²⁾	(lm/W) ⁽²⁾	P _t (W) ⁽²⁾	Φ (lm) ⁽²⁾	(lm/W) ⁽²⁾	P _t (W) ⁽²⁾	Φ (lm) ⁽²⁾	(lm/W) ⁽²⁾	
8	2275	132	10	1128	113	14	1548	111	19	2102	111	D
12	3270	132	15	1645	110	20	2256	113	27	3021	112	E
16	4362	136	19	2196	116	26	3011	116	36	4030	112	E
24	6540	143	27	3289	122	38	4512	119	52	6043	117	E
32	8723	147	35	4393	126	49	6023	123	69	8060	117	E
48	13085	153	51	6589	130	73	9034	124	103	12091	118	E
64	17446	153	68	8785	130	96	12045	126	136	16120	119	E

(1) Maximum LED flux at operating temperature including driver consumption.

(2) Actual luminaire output data at operating temperature including driver consumption, optical accessories. A tolerance on the data is allowed in accordance with IEC 62717 and IEC 62722.



Data sheet

Powers and luminous intensities

3000K Number of LED	Nominal flux ⁽¹⁾ (lm)	Nominal eff. ⁽¹⁾ (lm/W)	350 mA			500 mA			700 mA			Energy efficiency class
			P _t (W) ⁽²⁾	Φ (lm) ⁽²⁾	(lm/W) ⁽²⁾	P _t (W) ⁽²⁾	Φ (lm) ⁽²⁾	(lm/W) ⁽²⁾	P _t (W) ⁽²⁾	Φ (lm) ⁽²⁾	(lm/W) ⁽²⁾	
8	2360	140	10	1187	119	14	1626	117	19	2181	115	D
12	3540	144	15	1779	119	20	2444	123	27	3271	122	D
16	4720	147	19	2375	125	26	3257	126	36	4361	122	D
24	7080	155	27	3557	132	38	4888	129	52	6542	126	D
32	9440	159	35	4749	136	49	6514	133	69	8723	127	D
48	14160	165	51	7124	140	73	9771	134	103	13084	128	D
64	18880	165	68	9499	140	96	13028	136	136	17445	129	D

4000K Number of LED	Nominal flux ⁽¹⁾ (lm)	Nominal eff. ⁽¹⁾ (lm/W)	350 mA			500 mA			700 mA			Energy efficiency class
			P _t (W) ⁽²⁾	Φ (lm) ⁽²⁾	(lm/W) ⁽²⁾	P _t (W) ⁽²⁾	Φ (lm) ⁽²⁾	(lm/W) ⁽²⁾	P _t (W) ⁽²⁾	Φ (lm) ⁽²⁾	(lm/W) ⁽²⁾	
8	2490	147	10	1252	126	14	1719	123	19	2301	122	D
12	3735	152	15	1880	126	20	2578	129	27	3451	128	D
16	4980	156	19	2504	132	26	3437	133	36	4602	128	D
24	7470	165	27	3761	140	38	5156	136	52	6902	133	D
32	9960	169	35	5008	144	49	6875	141	69	9203	134	D
48	14940	173	51	7512	148	73	10312	142	103	13805	135	D
64	19920	173	68	10016	148	96	13749	144	136	18406	136	D

5700K Number of LED	Nominal flux ⁽¹⁾ (lm)	Nominal eff. ⁽¹⁾ (lm/W)	350 mA			500 mA			700 mA			Energy efficiency class
			P _t (W) ⁽²⁾	Φ (lm) ⁽²⁾	(lm/W) ⁽²⁾	P _t (W) ⁽²⁾	Φ (lm) ⁽²⁾	(lm/W) ⁽²⁾	P _t (W) ⁽²⁾	Φ (lm) ⁽²⁾	(lm/W) ⁽²⁾	
16	4720	147	19	2375	125	26	3257	126	36	4361	122	C
32	9440	159	35	4749	136	49	6514	133	69	8723	127	C
48	14160	165	51	7124	140	73	9771	134	103	13084	128	C
64	18880	165	68	9499	140	96	13028	136	136	17445	129	C

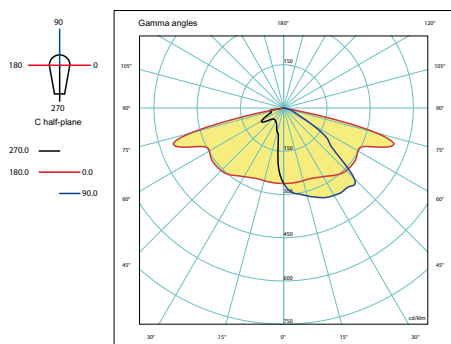
(1) Maximum LED flux at operating temperature including driver consumption.

(2) Actual luminaire output data at operating temperature including driver consumption, optical accessories. A tolerance on the data is allowed in accordance with IEC 62717 and IEC 62722.

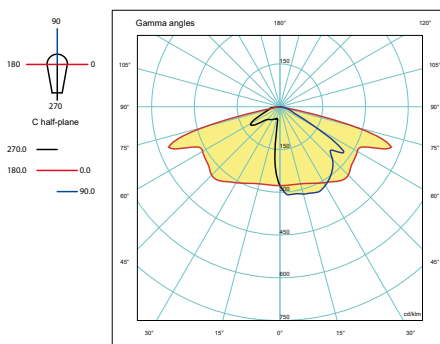
Photometric distributions

ASYMMETRICAL ROAD LIGHTING

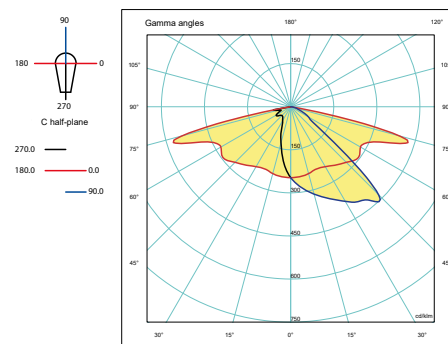
ASY10



ASY11

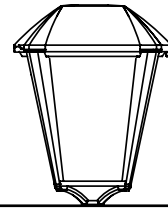


ASY12



EMBLEME

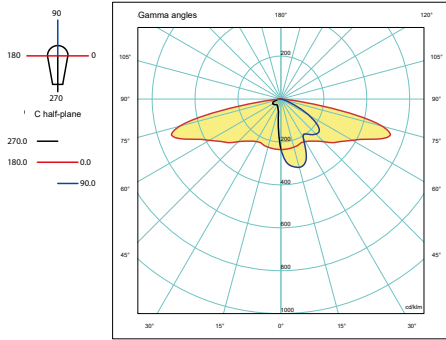
Data sheet



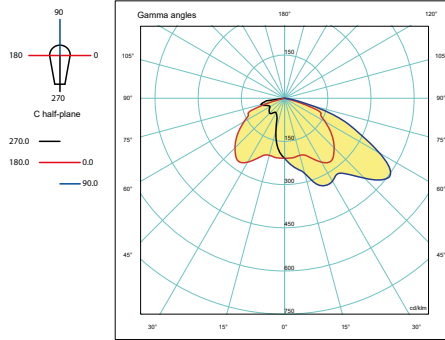
Photometric distributions

ASYMMETRICAL ROAD LIGHTING

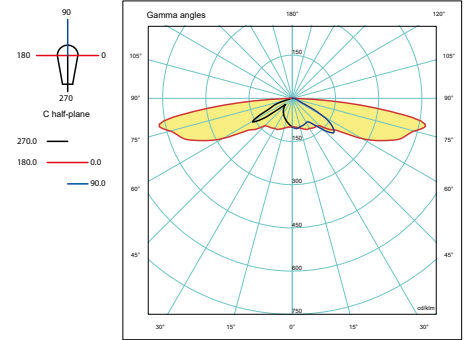
ASY13



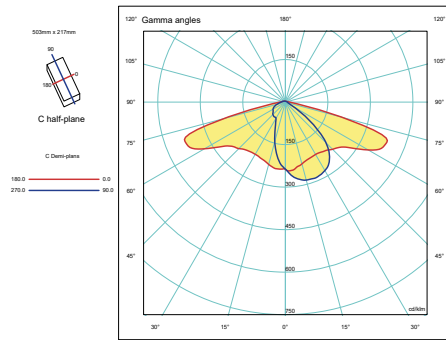
ASY14



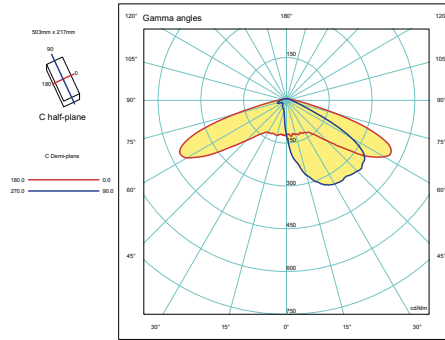
ASY17



ASY26



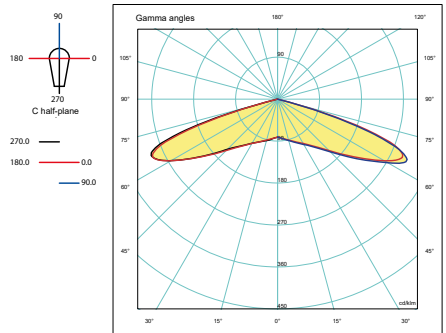
ASY27



DEKO M Only

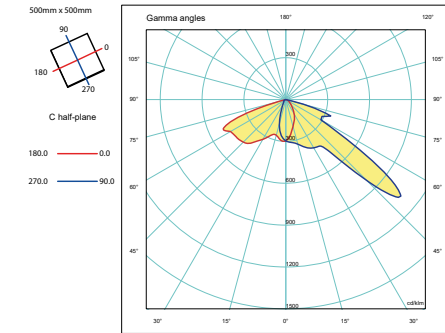
CIRCULAR

CIR06

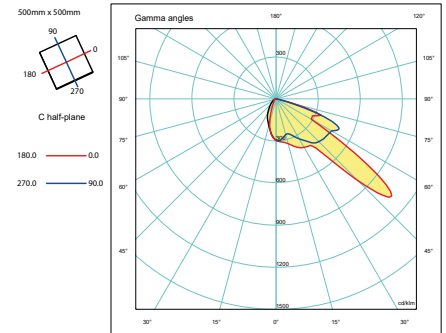


PEDESTRIAN CROSSING

PC02 45G

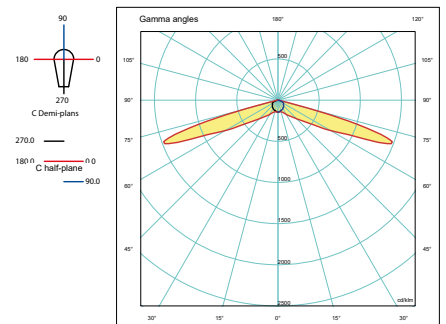


PC02 45D



SYMMETRICAL

SYM02



30/10/2024 - All informations are subject to change without notice.